

A PUPPET WORKSHOP

When a scene requires lots of background characters, one method of controlling them is to have several puppets in one. Sometimes they have mechanical movements, sometimes not. This style of puppet is a great way to have 12 princesses dancing all at once!

Here's what you'll need:


12 doll-style clothespins

acrylic paint


tulle (the kind on a roll works best)

hot glue

1 wire hanger



Paint each clothespin as shown. Be sure the the closed area is the front, not the split.



wildolive.blogspot.com

© 2011 mollie johanson

For each princess, cut 2 pieces of tulle, each about 3" x 6". Fold a piece in half, gather the folded edge and glue to the front of a clothespin.




Repeat for the back, and continue with each of the 12 princesses.

HINT: Fold the hook part of the hanger to form a handle!



Wrap a wire hanger with tulle. Wrap extra around the handle and secure with a bow.



Slide all of the princesses onto the straight edge of the hanger, and they are ready to dance!